



 **ABACUS**
HEALTHCARE

■ ■ ■ SPECIALIST BATHROOM SOLUTIONS



CEILING TRACK HOISTS

We care because you care

Experts in specialist care

With over 25 years of bathing experience, Abacus Healthcare is a reliable partner that offers a range of bathing solutions for adults and children needing specialist care.

Our priorities are always the safety, comfort and dignity of both bathers and carers. So we work closely with therapists, families and care providers to understand exactly what's required to provide the very best solutions possible.

As well as our popular range of specialist baths, we offer a range of hoisting systems, sanitary ware and accessories to create a complete bathroom tailored to suit the individual needs of each bather.



A trusted partner you can rely on

Abacus Healthcare is a leading supplier of integrated bathing solutions for specialist home adaptations, special schools and hospitals.

Part of the Care in Bathing Group, Europe's leading provider of bathing products, Abacus has built an enviable reputation for creating high-quality, assisted bathing solutions. Our products are developed by specialists and continuously improved through regular feedback from healthcare professionals, care providers and end users.



Helping you make the best choice

As all bathers have different requirements, our personal service is designed to help our customers select the right bathing solution, whatever their needs.

Simply contact our friendly, expert advisors who will visit you to carry out a detailed consultation and assessment. Drawing on their considerable experience, they will discuss your needs, the physical abilities of the bather, carer requirements and the layout of the bathroom. They will then offer you expert advice on the most suitable bathing solution, so you can be confident that it will fully meet your needs.



SHUTTLE 200

Ceiling Track Hoist System

Offering exceptional performance and outstanding versatility, the Shuttle 200 ceiling track hoist system assists with the lifting and transferring of clients in a variety of care settings.

By reducing the risks associated with manual handling, the Shuttle 200 track hoist ensures the safety, comfort and independence of bathers and carers.

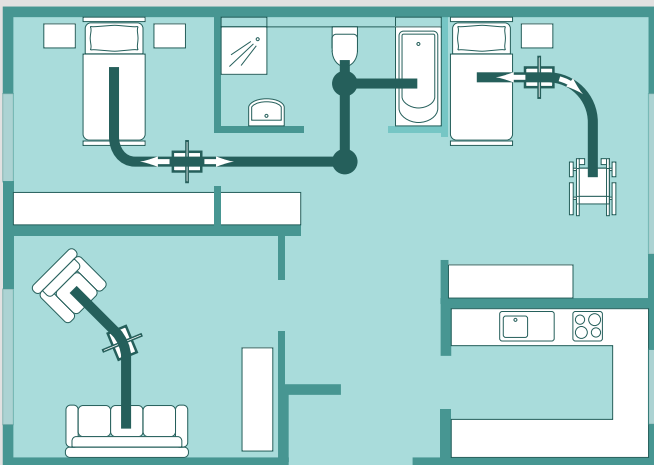


Key features

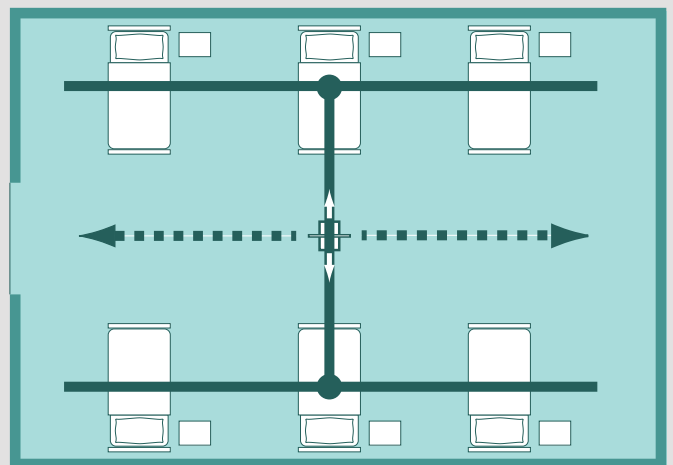
- Large lift capacity with 200kg/31st safe working load
- Compact, stylish ceiling hoist motor unit
- Unique auto-charging feature for extended operational times
- Track layouts and options designed for every care setting
- Ergonomic, easy to use hand-held control
- On-board diagnostics for quick and simple maintenance
- Simple and intuitive emergency lowering system
- Manual or powered traverse options
- On-track service and maintenance eliminates operational down-time
- Wide choice of sling variants, including loop or clip options
- A range of accessories including Class III weighing scale, 4-point cradle and stretcher
- Compact, unobtrusive off-white track complements any room setting

Designed for total flexibility

Whatever your environment, we design and install ceiling track systems to suit every need.



Various track configurations to suit project needs



'H' system for total room coverage

Shuttle 200 system options

Designed to improve the patient lifting experience, the Shuttle 200 ceiling track system comes with a range of optional accessories.



Manual or powered cradle options for clip type sling variants



Class III Digital Weight scale for client monitoring

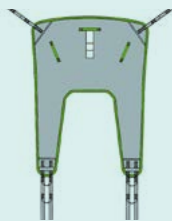


Infra-red remote hand control



Sling range

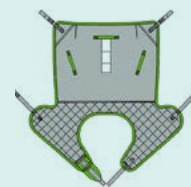
To complement the Shuttle 200 ceiling track system, Abacus also offers a wide choice of compatible slings in a variety of fabrics and sizes.



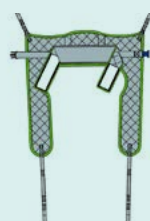
Fast Fit Sling (POLY)



Fast Fit Sling (MESH)



Universal Deluxe Sling (POLY)

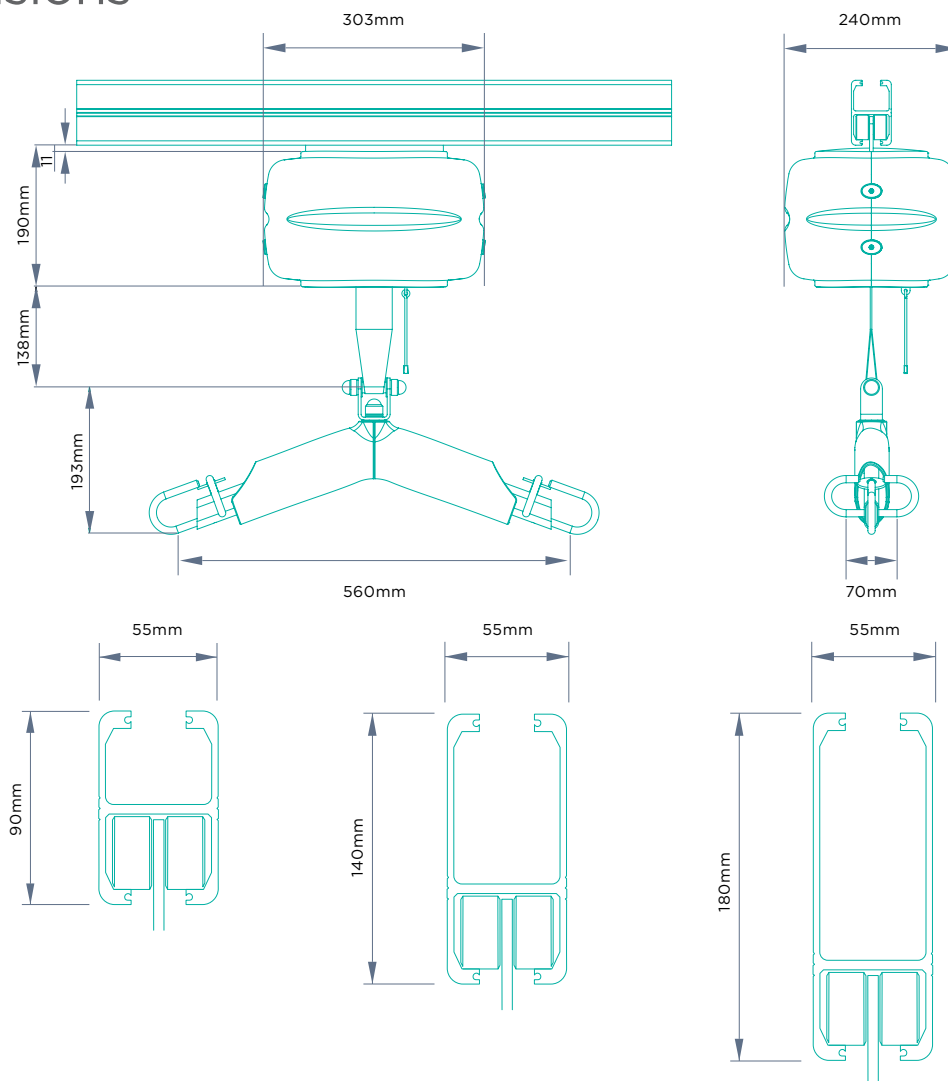


Toileting/Dress Sling



Superfine Plus In-situ Sling

Dimensions



Technical information

Shuttle 200 Ceiling Hoist	Track
200kg safe working load (31 stone)	Track material: Aluminium supplied in off-white finish (RAL 9002)
2 or 4 way traverse	Track depth: 90mm, 140mm or 180mm profile
Gravity-charging function using dynamo system	Track can be wall or ceiling mounted
Emergency lowering function (manual & electric)	Track sections available: 2m, 3m, 4m, 4.5m and 6m straight lengths
Battery level indicator and on-board diagnostics	45° and 90° curve sections
Hand-held control unit	H-systems for full room coverage
Padded spreader bar with 6 hooks for sling attachment	Turntables with multiple exit points
Spreader bar has sprung discs to prevent sling straps detaching	Room-to-room gate systems
Access panel allows removal of batteries, lift strap & PCB on-track	Wall or ceiling suspension options
Motor casing in off-white finish (RAL 9002)	Option to position charge point anywhere on track section
Optional weigh scale device for patient monitoring	Track manufactured, tested and installed to ISO 10535, LOLER and CE standards
ISO 10535 compliant	



ASSISTED BATHS

PATIENT HOISTS

TOILETING

Abacus Healthcare
Care In Bathing House
Hewell Road
Redditch
Worcestershire
B97 6BW

Tel: 0800 542 1531
Email: sales@abacushealthcare.co.uk
Fax: 0871 314 1531

www.abacushealthcare.co.uk

